



## CARPENTER

---

### Occupation Description

“Carpenter” means a person who performs all work in connection with the assembly and erection of falsework and forms for concrete, wood and metal frame construction, and installs interior and exterior finishing metals for residential, commercial, and industrial projects, while conforming to plans and specifications and local building codes. Other trade skills include layout, rigging/signaling, cutting/welding and the erection and dismantling of scaffolding.

For detailed information on the scope of knowledge and skills taught and assessed in this program refer to the Program Outline, available on the ITA website.

### Pathways to Certification

In BC, an individual can become certified as a Carpenter by completing the Carpenter program or by challenging the certification. Apprenticeship programs are for individuals who have an employer to sponsor them and challenge programs are for individuals who have extensive experience working in the occupation and wish to challenge the certification.

Youth can begin an apprenticeship in high school through the Youth Train in Trades or Youth Work in Trades programs. The Youth Work in Trades program is available for any trade if an employer is willing to sponsor the student. Trades offered through the Youth Train in Trades vary by region; contact your local school district to find out which technical training programs are being offered through the Youth Train in Trades program in your region.

Foundation programs, where available, provide adults and youth who do not have work experience nor employer sponsorship with an opportunity to gain the knowledge and skills needed to enter the occupation. Individuals who wish to enroll in a Foundation program must register directly with the training provider.

### Recommended Education

The following education is recommended for apprentices entering this occupation. These are not prerequisites, but rather a desired level of skill or knowledge that will contribute to success in the industry.

- Grade 10 or equivalent including English 10, Mathematics 10, and Science 10.

### ITA Registration

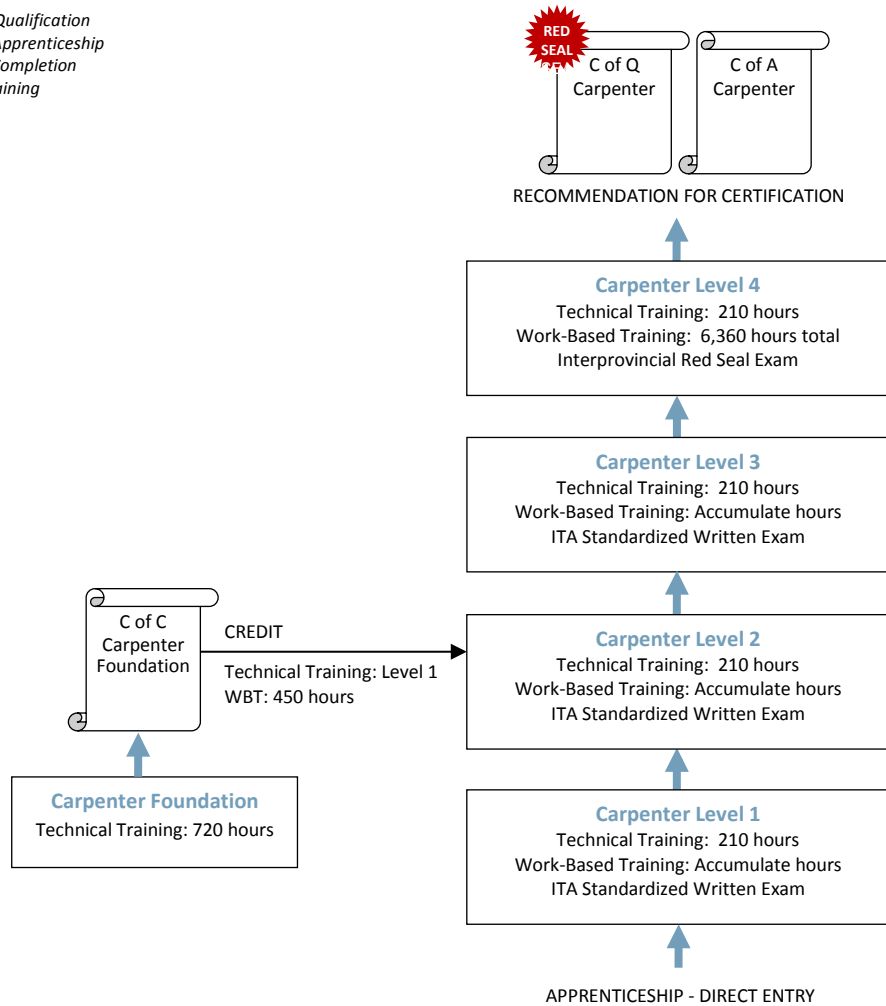
Individuals who wish to begin an apprenticeship in this program must register with ITA along with their sponsor. Application forms are available from the ITA website. Online registration is also available for most programs through the ITA website.

Those who wish to challenge the Carpenter certification must complete the Carpenter Challenge Application and submit it to ITA. Challenge applications are assessed for proof of workplace hours and scope of experience prior to acceptance of the individual into the Challenge pathway.

## Apprenticeship Pathway

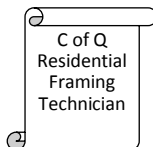
This graphic provides an overview of the Carpenter apprenticeship pathway.

*C of Q = Certificate of Qualification*  
*C of A = Certificate of Apprenticeship*  
*C of C = Certificate of Completion*  
*WBT = Work-Based Training*

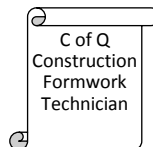


### CROSS-PROGRAM CREDITS

Individuals who hold the credentials listed below are entitled to receive partial credit toward the completion requirements of this program



Technical Training: Level 1  
 WBT: 500 hours



Technical Training: Level 2  
 WBT: 2,500 hours



**Apprenticeship Program Standards**

**Credentials Awarded**

- Carpenter - Certificate of Qualification with Interprovincial Red Seal endorsement
- Carpenter - Certificate of Apprenticeship

**ITA Registration Pre-requisites** ▪ Agreement signed by the employer to sponsor the apprentice

Completion Requirements	Certification as a Carpenter is awarded upon successful completion of:	
	Requirement	Level of Achievement Required
	Technical Training	Minimum 70% in each level of technical training: <ul style="list-style-type: none"> <li>▪ Level 1: 210 hours and ITA standardized written exam</li> <li>▪ Level 2: 210 hours and ITA standardized written exam</li> <li>▪ Level 3: 210 hours and ITA standardized written exam</li> <li>▪ Level 4: 210 hours</li> </ul>
	Interprovincial Red Seal Exam	<ul style="list-style-type: none"> <li>▪ Minimum 70%</li> </ul>
	Work-Based Training	<ul style="list-style-type: none"> <li>▪ 6,360 hours</li> </ul>
	Recommendation for Certification	<ul style="list-style-type: none"> <li>▪ Recommendation for certification signed by the Sponsor and an individual holding credentials eligible for sign-off authority</li> </ul>

**Program Duration** Duration varies depending on how training is delivered, but the program generally takes 4 years to complete.

The technical training requirement is typically met through block-release training (full-time, at school) delivered by an ITA-approved training provider. It can also be met through approved alternative training models (e.g., distance education, online, part-time) and/or level challenge where these options are available.

**Sign-off Authority** Credentials eligible to sign-off on the Recommendation for Certification:

- Carpenter – Certificate of Qualification
- Carpenter – Interprovincial Red Seal endorsement
- ITA-issued letter authorizing supervision and sign-off of apprentices in this occupation

**Challenging a Level** The following levels of technical training can be challenged for advanced placement in this program:

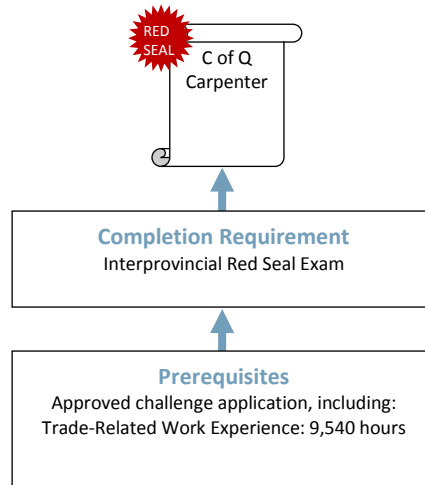
- Level 1
- Level 2
- Level 3

Cross-Program Credits	Credential	Credit(s) Granted
	Certificate of Qualification - Residential Framing Technician	<ul style="list-style-type: none"> <li>▪ Technical Training: Level 1</li> <li>▪ Work-Based Training: 500 hours</li> </ul>
	Certificate of Qualification - Construction Formwork Technician	<ul style="list-style-type: none"> <li>▪ Technical Training: Level 2</li> <li>▪ Work-Based Training: 2,500 hours</li> </ul>



## Challenge Pathway

This graphic provides an overview of the Carpenter challenge pathway.



### CREDIT FOR PRIOR LEARNING

Individuals who hold the credentials listed below are entitled to receive partial credit toward the completion requirements of this program

Military certificate in  
Construction Technician  
MT #306 / MT #648, QL5  
or higher

Work Experience: 9,540 hours

## Challenge Program Standards

### Credentials Awarded

Carpenter – Certificate of Qualification with Red Seal endorsement

### ITA Registration Prerequisites

An approved Challenge Application, which includes:

- 9,540 documented hours of directly related experience working in the occupation

### Credit for Prior Learning

Individuals who hold the credentials listed below are considered to have met, or partially met, the prerequisites for challenging this program:

#### Credential

#### Credit(s) Granted

Military certificate in Construction Technician  
MT #306 / MT #648, QL5 or higher

- 9,540 workplace hours
- Approved Challenge Application

### Completion Requirements

Certification as a Carpenter is awarded upon successful completion of:

#### Requirement

#### Level of Achievement Required

Interprovincial Red Seal Exam

- Minimum 70%



## Foundation Program

Refer to the Apprenticeship pathway diagram for this program to see how the Carpenter Foundation program fits into apprenticeship.

### Foundation Program Standards

<b>Credentials Awarded</b>	Carpenter - Certificate of Completion				
<b>Enrollment Pre-requisites</b>	Contact training provider – prerequisites vary between training institutions.				
<b>Completion Requirements</b>	A Certificate of Completion in this program is awarded upon successful completion of: <table style="width: 100%; border-collapse: collapse;"> <thead> <tr> <th style="width: 50%; text-align: left;">Requirement</th> <th style="width: 50%; text-align: left;">Level of Achievement Required</th> </tr> </thead> <tbody> <tr> <td>Technical Training</td> <td> <ul style="list-style-type: none"> <li>▪ Minimum 70%</li> </ul> </td> </tr> </tbody> </table>	Requirement	Level of Achievement Required	Technical Training	<ul style="list-style-type: none"> <li>▪ Minimum 70%</li> </ul>
Requirement	Level of Achievement Required				
Technical Training	<ul style="list-style-type: none"> <li>▪ Minimum 70%</li> </ul>				
<b>Program Duration</b>	Duration varies depending on how training is delivered, but the program generally takes 720 hours to complete.				
<b>Credit toward Apprenticeship</b>	Individuals who complete the Carpenter Foundation program will receive the following credit toward completion of the Carpenter apprenticeship program: <ul style="list-style-type: none"> <li>▪ Technical Training: Level 1</li> <li>▪ Work-based training: 450 hours</li> </ul>				



## Supporting Documents

Carpenter Program Outline 2016 – Defines the full scope of knowledge and skills required to competently perform the occupation in BC.

Carpenter National Occupational Analysis (2014) – Prepared by industry experts, under the guidance of the federal government, for Red Seal trades to define the national standard of competence for the trade. Available from the Red Seal website: [www.red-seal.ca](http://www.red-seal.ca).

## Contacts

The **Industry Training Authority (ITA)** manages B.C.'s industry training and apprenticeship programs. Contact ITA Customer service if you have any questions regarding registration, examinations or certification for this program.

Telephone: 778-328-8700  
Toll Free (within BC): 1-866-660-6011  
Website: [www.itabc.ca](http://www.itabc.ca)

Fax: 778-328-8701  
email: [customerservice@itabc.ca](mailto:customerservice@itabc.ca)

## Revision History

The standards for this program were reviewed and/or updated on the dates below.

Program Approved: November 2006  
Updated: October 2007  
Updated: January 2009  
Updated: June 2016

Program Profiles are updated regularly. Visit [www.itabc.ca](http://www.itabc.ca) for the most current version.